



National Institute for Public Health
and the Environment
Ministry of Health, Welfare and Sport

Cervical cancer *Screening - test results*

Caribbean Netherlands - Saba



Results

This leaflet contains information about the different screening results.

Please read the information about the result you received. Do you still have questions after reading the information in this leaflet? Please contact your General Practitioner (GP).

Contact your GP if you have any symptoms

The test results from the screening are not 100% conclusive. As a result, there is always a chance that HPV or abnormal cells have been missed. Are you experiencing any of the following symptoms?

- bleeding immediately after sex;
- postmenopausal bleeding, for example if you have not had a period for over a year;
- bleeding between periods;
- abnormal vaginal discharge.

If so, please contact your GP. Your GP can talk to you about the most suitable examination in your situation.

1 What is HPV?

2 HPV infection

3 No HPV detected *New invitation in next round*

4 HPV detected, no abnormal cells *Repeat swab test needed*

5 HPV and mildly abnormal cells detected *Further assessment required by a gynaecologist*

6 HPV and abnormal cells detected *Further assessment required by a gynaecologist*

7 Assessment by a gynaecologist

1 What is HPV?

HPV is the abbreviation for human papillomavirus. HPV is the virus that can cause cervical cancer.

How do you get it?

You can get HPV from sexual contact with someone who has HPV. HPV can also be transmitted through skin-to-skin contact with the penis or vagina and through oral sex.

Is there medication against HPV?

No, there is no medication against HPV. The body is nearly always able to clean up the virus on its own.

How contagious is HPV?

HPV is very contagious. Everyone who has sexual contact can get HPV. 8 out of 10 men and women have HPV at some point in their lives. You cannot actually prevent it.

Should I tell my partner or ex-partner that I have HPV?

You do not need to do this. Nearly everyone gets HPV once. It is normal and the body usually gets rid of the virus on its own.

Can I become pregnant when I have HPV?

HPV does not prevent you from becoming pregnant.

HPV

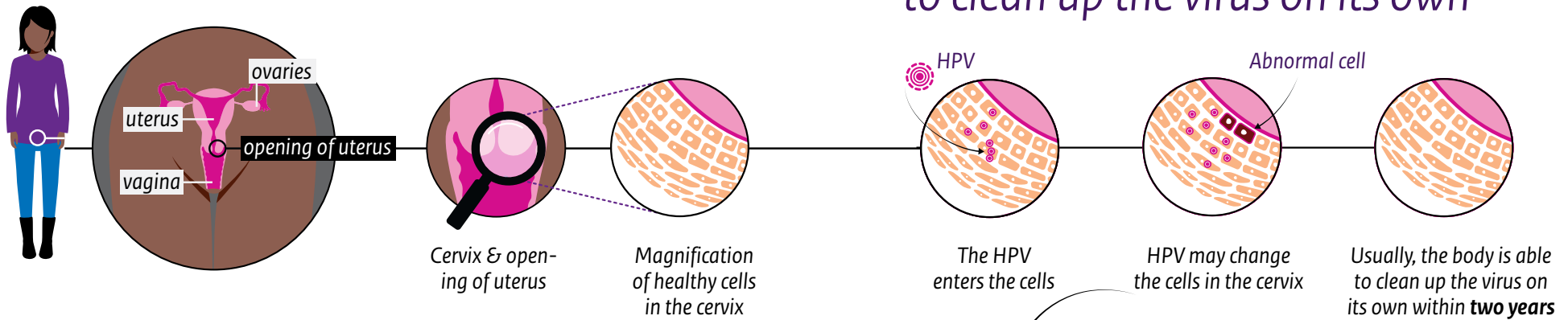
- You will not notice when you are infected with HPV.
- HPV can cause abnormal cells to develop in your cervix.
- It is difficult to know when and by whom you were infected with HPV. You may have been infected with the virus more than 10 years ago.

Cervical cancer

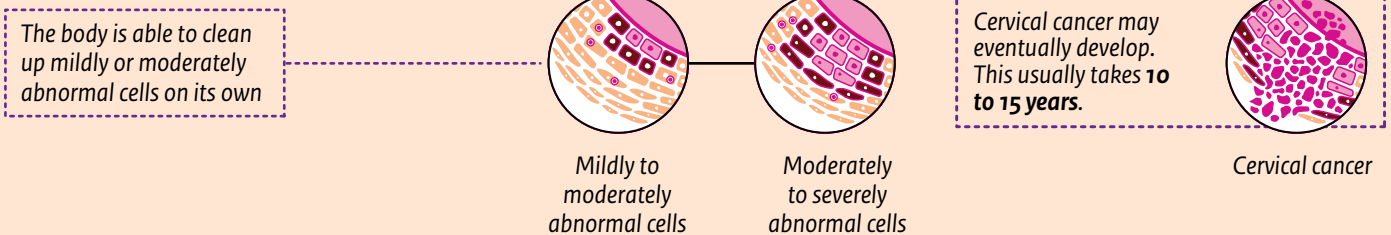
- Cervical cancer is not hereditary.
- Cervical cancer is caused by a long-lasting HPV infection.
- HPV can change the cells in your cervix.
- Abnormal cells can change into a precancerous stage of cervical cancer. This usually takes 10 to 15 years. Treatment at this stage can prevent the development of cervical cancer.

2 HPV-infection and the development of cervical cancer

Usually, the body is able to clean up the virus on its own



Sometimes, the body does not clean up the virus in the cells



HPV occurs frequently. In 8 out of 10 women, the body is able to clear the HPV infection on its own.

3 No HPV detected

New invitation in the next round

You do not have an increased risk of cervical cancer. Further testing is not necessary. You may participate in the screening again in the next round of invitations.

.....

4 HPV and no abnormal cells detected

Your result is:

HPV (human papilloma virus) has been found, but no abnormal cells are detected. A repeat swab test is needed.

This result means that there are no indications that you have cervical cancer or precancerous tissue changes.

Usually, the body is able to get rid of this virus on its own. If this does not happen, the cells in your cervix may change.

To check this, it is therefore important that you have a swab test performed again in 6 months. We can then check your cells again.

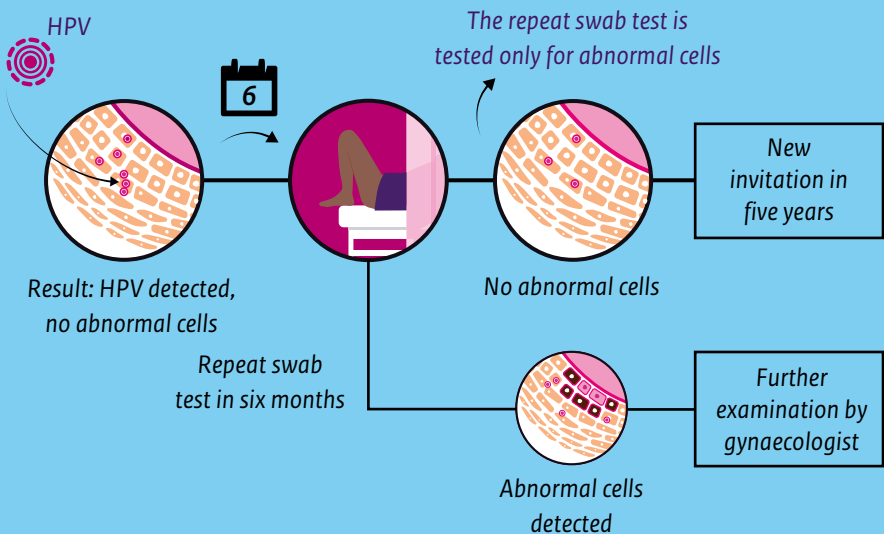
Repeat swab test in six months

You will be invited for a swab test in 6 months. A check will then be carried out to see whether the cells still look normal. This is the case in most women. In that case, further assessment is not necessary. You will receive an invitation for the screening again in 5 years, unless you are over the age of 65.

Sometimes, however, abnormal cells are detected in the repeat swab test. In that case, further assessment by a gynaecologist is required.

What happens next:

A repeat swab test



5 HPV and mildly abnormal cells detected

Your result is:

HPV (*human papilloma virus*) has been found.
Mildly abnormal cells were also found.
Further assessment by a gynaecologist is required.

As a result of the HPV, mildly abnormal cells have developed in your cervix.

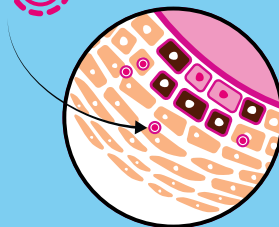
There are no indications that you have cervical cancer.

It is important to have a further assessment with a gynaecologist.
The gynaecologist will use a colposcope (a kind of microscope) to examine whether there are abnormalities in the cervix. This will show whether treatment is necessary.


Please do the following:

1. Contact your GP about this result. The GP will refer you to the gynaecologist.
2. Write down any questions you have.

What happens next:
assessment by a
gynaecologist
(see pages 10 and 11)



Result: HPV and mildly abnormal cells detected



Further assessment required at the gynaecologist

6 HPV and abnormal cells detected

Your result is:

HPV (human papillomavirus) has been detected.
The test has also detected abnormal cells.
Further assessment by a gynaecologist is required.

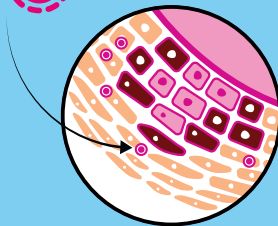
As a result of the HPV, abnormal cells have developed in your cervix. Abnormal cells may be a precancerous stage of cervical cancer. Precancerous tissue changes are not yet cervical cancer and can usually be treated easily and effectively. Treatment can prevent the development of cervical cancer.

If you received this result, it is very important that you visit a gynaecologist for further assessment. The gynaecologist will determine how severe the abnormalities in the cervix are. The gynaecologist will then decide which treatment is necessary.

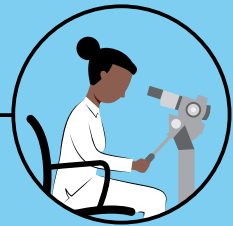
Please do the following:

1. Contact your GP about this result. The GP will refer you to the gynaecologist.
2. Write down any questions you have.

What happens next:
assessment by a
gynaecologist
(see pages 10 and 11)



Result: HPV and abnormal cells detected



Further assessment required at the gynaecologist

7 Further assessment at the gynaecologist

The gynaecologist will examine the cervix to get a better idea of what is going on. The gynaecologist will use a colposcope (a kind of microscope) to closely examine the tissue of the cervix.

If the gynaecologist sees any abnormalities, they will take a sample of tissue for further examination. The tissue will be examined further to determine how severe the abnormal cells are and to decide whether further treatment is necessary.

You may be treated immediately at your first appointment, or you may be given a follow-up appointment. The gynaecologist will discuss this with you. During the treatment, the abnormal tissue is removed. This is usually done under local anaesthesia. Usually, no further treatment is needed. You then remain under the supervision of the gynaecologist.

Sometimes, however, further treatment is necessary. This depends on the severity of the abnormalities.

The gynaecologist also takes the following into consideration:

- The size of the abnormal cells
- Your age
- Whether you wish to become pregnant in the short term

1 AT THE GYNAECOLOGIST

The gynaecologist will give you a more detailed explanation of the examination.



2 EXAMINATION

Colposcope

The gynaecologist will use a kind of microscope to examine the tissue of the cervix.

If the gynaecologist sees abnormalities, they will take a sample of tissue for further examination.



More information

For more information about the cervical cancer in the Caribbean Netherlands please contact Saba Cares or visit www.screening-cn.com and our Facebook page screening CN.



For more information please call Saba Cares (+599) 416 3288 press 4

RIVM is conducting the cervical cancer screening in the Caribbean Netherlands.

Do you have any questions, tips, complaints or compliments about the screening program? Please contact us via screeningCN@rivm.nl.

For more information about the complaints procedure please check <https://saba.screening-cn.com/complaints/>.

This cervical cancer screening program in the Caribbean Netherlands is carried out by



This is a publication by:

**National Institute for Public Health
and the Environment**

P.O. Box 1, 3720 BA Bilthoven
The Netherlands
www.rivm.nl/en

March 2024

Committed to *health and sustainability*